



United States Medical Licensing Examination®

Step 3 Score Report

FOR EXAMINEE USE ONLY. THIRD-PARTY USERS OF USMLE SCORES SHOULD RELY SOLELY ON OFFICIAL TRANSCRIPTS RECEIVED DIRECTLY FROM THE EXAMINEE'S USMLE REGISTRATION ENTITY.

NAME: Last, First

USMLE ID: 0-000-000-0

TEST DATE: Month 1, 2018

Your Performance

Test Result

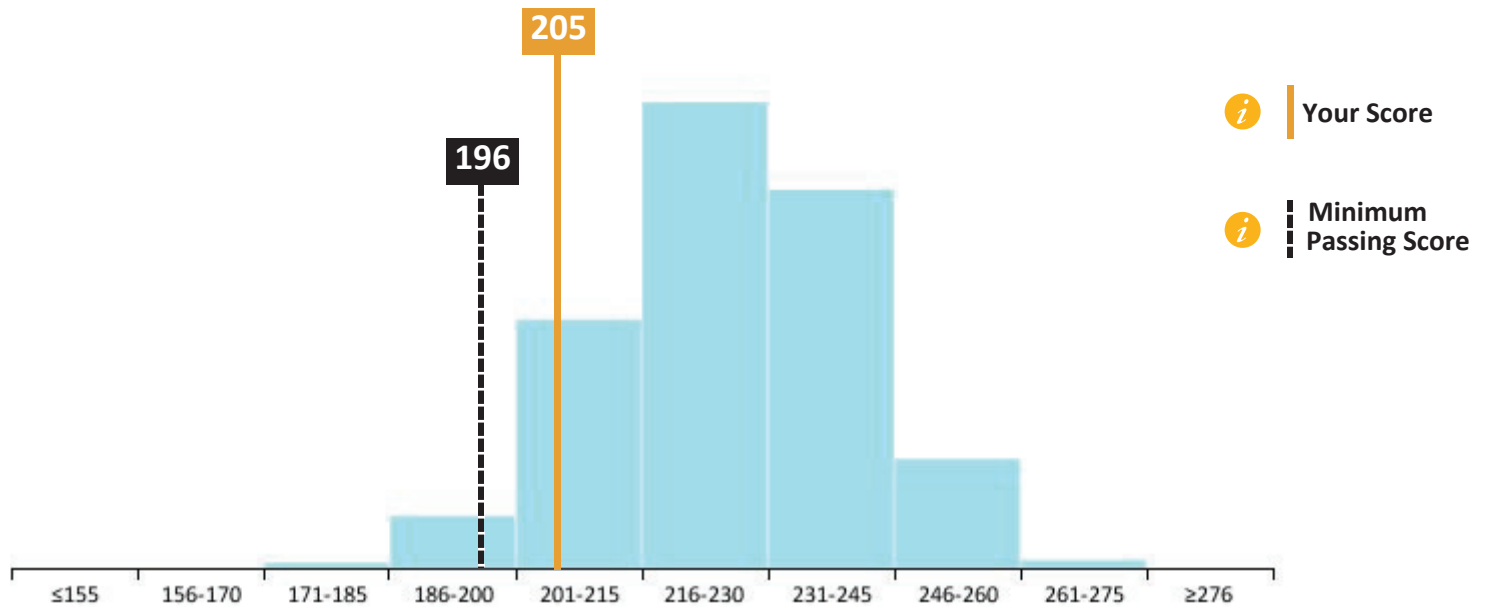
PASS

Test Score

205

Your Performance Compared to Other Examinees

The chart below represents the distribution of scores for recent examinees from US and Canadian medical schools taking Step 3 for the first time. Reported scores range from 1-300 with a mean of 226 and a standard deviation of 15.



If you tested repeatedly under the same conditions on a different set of items covering the same content, without learning or forgetting, your score would fall within one standard error of the estimate (SEE) of your current score two-thirds of the time. The SEE on this exam is 8 points.

Your score +/- SEE: 197 – 213

United States Medical Licensing Examination

Step 3 Score Report

FOR EXAMINEE USE ONLY. THIRD-PARTY USERS OF USMLE SCORES SHOULD RELY SOLELY ON OFFICIAL TRANSCRIPTS RECEIVED DIRECTLY FROM THE EXAMINEE'S USMLE REGISTRATION ENTITY.

NAME: Last, First

USMLE ID: 0-000-000-0








TEST DATE: Month 1, 2018


Your Relative Strengths and Weaknesses

The boxes below indicate areas of relatively lower or higher performance in each content area within the Step 3 examination. A box in the "Higher" column indicates that your performance in that area was higher than your overall Step 3 performance shown on page 1. A box in the "Same" column indicates that your performance in that area was similar to or the same as your overall Step 3 performance. A box in the "Lower" column indicates that your performance in that area was lower than your overall Step 3 performance. The percentage range of items from each content area on the Step 3 examination is indicated below.



This information can be used to identify areas of strength and weakness to guide future study. Because the exam is highly integrative, USMLE recommends reviewing all content areas if retaking the test.

Performance by Physician Task Relative to Your Overall Step 3 Performance

	 (% Items Per Test)	 Lower	Same	Higher
PC: Diagnosis	(30 - 40%)			
PC: Health Maint & Disease Prevent/Pharmacotherapy	(14 - 22%)			
PC: Clinical Interventions/Mixed Mgmt	(12 - 20%)			
MK: Applying Foundational Science Concepts	(10 - 15%)			
Systems-based Practice/Patient Safety & PBLI	(10 - 15%)			

 Abbreviations: MK, Medical Knowledge; PC, Patient Care; PBLI, Practice-based Learning and Improvement.

Performance on Computer-based Case Simulations Relative to Your Overall Step 3 Performance

	 (# Cases Per Test)	Lower	Same	Higher
Advanced Clinical Medicine: Computer-based Case Simulations	(13)			

United States Medical Licensing Examination

Step 3 Score Report

FOR EXAMINEE USE ONLY. THIRD-PARTY USERS OF USMLE SCORES SHOULD RELY SOLELY ON OFFICIAL TRANSCRIPTS RECEIVED DIRECTLY FROM THE EXAMINEE'S USMLE REGISTRATION ENTITY.

NAME: Last, First

USMLE ID: 0-000-000-0

TEST DATE: Month 1, 2018

Performance by System Relative to Your Overall Step 3 Performance






	(% Items Per Test)	Lower	Same	Higher
Renal/Urinary & Male/Female Sys & Pregnancy	(12 - 16%)		■	
Bhv Health & Soc Sci: Comm Skills/Ethics/Pt Safety	(11 - 15%)		■	
Immune/Blood & Lymph/Endocrine/Multisystem	(11 - 15%)			■
Biostatistics & Epidemiology/Population Health	(10 - 14%)		■	
Musculoskeletal Sys/Skin & Subcutaneous Tissue	(10 - 14%)		■	
Cardiovascular System	(8 - 12%)		■	
Nervous System & Special Senses	(7 - 11%)		■	
Respiratory System	(7 - 11%)		■	
Gastrointestinal System	(5 - 9%)	■		

United States Medical Licensing Examination









Step 3 Score Report

Supplemental Information: Understanding the Content Areas

The information below is a visual representation of the content weighting on this examination that may be informative in guiding remediation. Descriptions of the topics covered in these content areas, as well as other topics covered on USMLE Step 3, can be found in the information materials on the USMLE website (<https://www.usmle.org>). Please use the contact form on the USMLE website (<https://www.usmle.org/contact/>) if you have additional questions.

Physician Task	(% Items Per Test)	
PC: Diagnosis	(30 - 40%)	
PC: Health Maint & Disease Prevent/Pharmacotherapy	(14 - 22%)	
PC: Clinical Interventions/Mixed Mgmt	(12 - 20%)	
MK: Applying Foundational Science Concepts	(10 - 15%)	
Systems-based Practice/Patient Safety & PBLI	(10 - 15%)	

Abbreviations: MK, Medical Knowledge; PC, Patient Care; PBLI, Practice-based Learning and Improvement.

System	(% Items Per Test)	
Renal/Urinary & Male/Female Sys & Pregnancy	(12 - 16%)	
Bhv Health & Soc Sci: Comm Skills/Ethics/Pt Safety	(11 - 15%)	
Immune/Blood & Lymph/Endocrine/Multisystem	(11 - 15%)	
Biostatistics & Epidemiology/Population Health	(10 - 14%)	
Musculoskeletal Sys/Skin & Subcutaneous Tissue	(10 - 14%)	
Cardiovascular System	(8 - 12%)	
Nervous System & Special Senses	(7 - 11%)	
Respiratory System	(7 - 11%)	
Gastrointestinal System	(5 - 9%)	