



# United States Medical Licensing Examination®

## Step 1 Score Report

FOR EXAMINEE USE ONLY. THIRD-PARTY USERS OF USMLE® SCORES SHOULD RELY  
SOLELY ON OFFICIAL TRANSCRIPTS RECEIVED DIRECTLY FROM THE EXAMINEE'S  
USMLE REGISTRATION ENTITY.

NAME: **Last Name, First Name**

USMLE ID: **0-000-000-0**

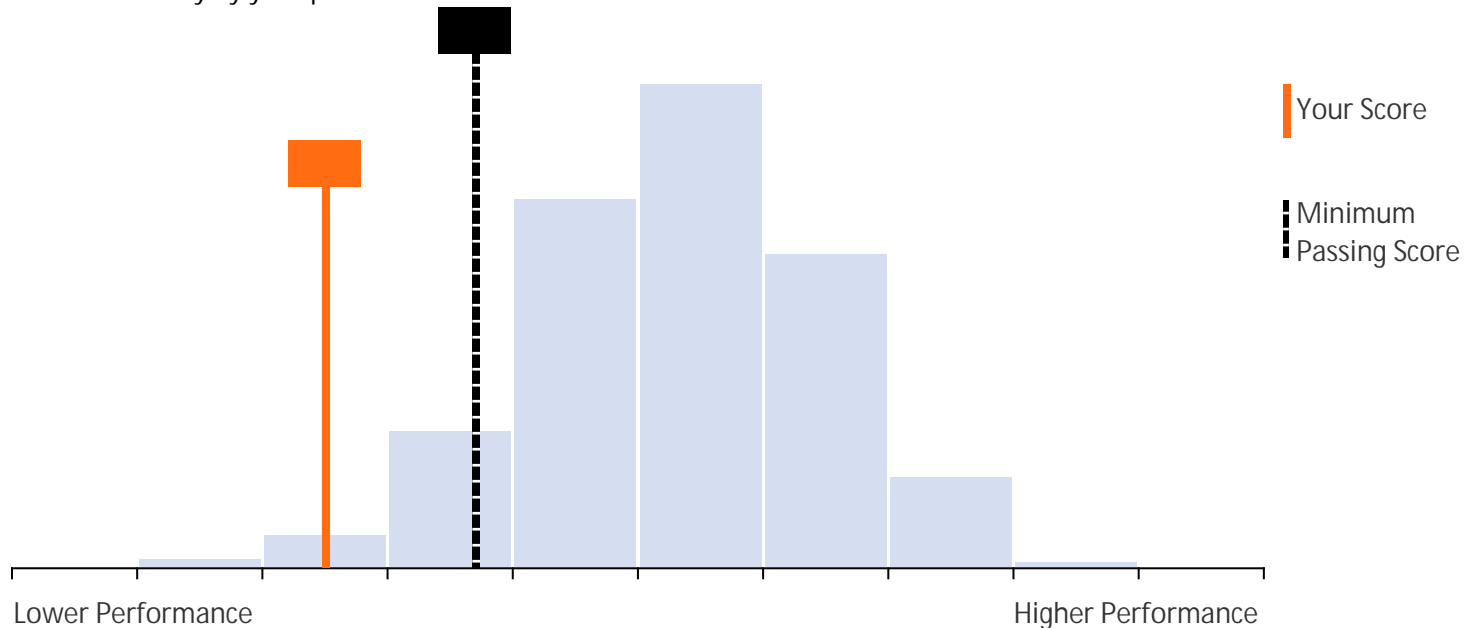
TEST DATE: November **29**, 2024

### Your Test Result

# FAIL

### National Performance Distribution

The chart below represents the distribution of performance for a group of examinees from LCME-accredited US/Canadian medical schools taking Step 1 for the first time between January 1, 2023 and December 31, 2023. This information is provided solely to show your performance alongside a large group of recent test takers. Please note that your score is determined only by your performance on the examination.



# United States Medical Licensing Examination®

## Step 1 Score Report

FOR EXAMINEE USE ONLY. THIRD-PARTY USERS OF USMLE® SCORES SHOULD RELY SOLELY ON  
OFFICIAL TRANSCRIPTS RECEIVED DIRECTLY FROM THE EXAMINEE'S USMLE REGISTRATION ENTITY.

NAME: **Last Name, First Name**

USMLE ID: **0-000-000-0**




TEST DATE: November **29**, 2024

### Your Relative Strengths and Weaknesses

The boxes below indicate areas of lower or higher performance in each content area within the Step 1 examination relative to examinees whose overall performance is a low-pass on Step 1 (above but near the minimum passing score). A box in the "Higher" column indicates you performed statistically higher in that content area than those with a low-pass. A box in the "Same" column indicates that you performed similarly in that content area to those with a low-pass. A box in the "Lower" column indicates you performed statistically lower in that content area than those with a low-pass. The percentage range of items from each content area on the Step 1 examination is indicated below.









This information can be used to identify areas of strength and weakness to guide future study. Because the exam is highly integrative, USMLE recommends reviewing all content areas if retaking the test.

#### Performance by Physician Task Relative to a Low-Pass

	(% Items Per Test)	Lower	Same	Higher
MK: Applying Foundational Science Concepts	(60 - 70%)			
PC: Diagnosis	(20 - 25%)			
Communication & Interpersonal Skills	(6 - 9%)			

Abbreviations: MK, Medical Knowledge; PC, Patient Care.

#### Performance by System Relative to a Low-Pass

	(% Items Per Test)	Lower	Same	Higher
Reproductive & Endocrine Systems	(12 - 16%)			
Respiratory and Renal/Urinary Systems	(11 - 15%)			
Behavioral Health & Nervous Systems/Special Senses	(10 - 14%)			
Blood & Lymphoreticular/Immune Systems	(9 - 13%)			
Multisystem Processes & Disorders	(8 - 12%)			
Musculoskeletal, Skin & Subcutaneous Tissue	(8 - 12%)			
Cardiovascular System	(7 - 11%)			
Gastrointestinal System	(6 - 10%)			

# United States Medical Licensing Examination®

## Step 1 Score Report



FOR EXAMINEE USE ONLY. THIRD-PARTY USERS OF USMLE® SCORES SHOULD RELY SOLELY ON  
OFFICIAL TRANSCRIPTS RECEIVED DIRECTLY FROM THE EXAMINEE'S USMLE REGISTRATION ENTITY.

NAME: **Last Name, First Name**

USMLE ID: **0-000-000-0**

TEST DATE: November **29**, 2024

### Performance by Discipline Relative to a Low-Pass




	(% Items Per Test)	Lower	Same	Higher
Pathology	(45 - 55%)			
Physiology	(30 - 40%)			
Gross Anatomy & Embryology	(10 - 20%)			
Microbiology	(10 - 20%)			
Pharmacology	(10 - 20%)			
Behavioral Sciences	(10 - 15%)			
Biochemistry & Nutrition	(5 - 15%)			
Histology & Cell Biology	(5 - 15%)			
Immunology	(5 - 15%)			
Genetics	(5 - 10%)			

# United States Medical Licensing Examination®









## Step 1 Score Report










### Supplemental Information: Understanding the Content Areas

The information below is a visual representation of the content weighting on this examination that may be informative in guiding remediation. Descriptions of the topics covered in these content areas, as well as other topics covered on USMLE Step 1, can be found in the information materials on the USMLE website (<https://www.usmle.org>). Please use the contact form on the USMLE website if you have additional questions (<https://www.usmle.org/contact/>).

Physician Task	(% Items Per Test)	
MK: Applying Foundational Science Concepts	(60 - 70%)	
PC: Diagnosis	(20 - 25%)	
Communication & Interpersonal Skills	(6 - 9%)	

Abbreviations: MK, Medical Knowledge; PC, Patient Care.

System	(% Items Per Test)	
Reproductive & Endocrine Systems	(12 - 16%)	
Respiratory and Renal/Urinary Systems	(11 - 15%)	
Behavioral Health & Nervous Systems/Special Senses	(10 - 14%)	
Blood & Lymphoreticular/Immune Systems	(9 - 13%)	
Multisystem Processes & Disorders	(8 - 12%)	
Musculoskeletal, Skin & Subcutaneous Tissue	(8 - 12%)	
Cardiovascular System	(7 - 11%)	
Gastrointestinal System	(6 - 10%)	

Discipline	(% Items Per Test)	
Pathology	(45 - 55%)	
Physiology	(30 - 40%)	
Gross Anatomy & Embryology	(10 - 20%)	
Microbiology	(10 - 20%)	
Pharmacology	(10 - 20%)	
Behavioral Sciences	(10 - 15%)	
Biochemistry & Nutrition	(5 - 15%)	
Histology & Cell Biology	(5 - 15%)	
Immunology	(5 - 15%)	
Genetics	(5 - 10%)	